

Market Report

September, 2020



Ocean Palms

3101 S Ocean Dr
Hollywood, FL 33019

Every month we compile this comprehensive market report focus on Ocean Palms in this convenient and easy to read format. Our data comes from more than six different sources including MLS Associations, County Offices and Financial Institutions. Get this report for free every month on our website oceanpalmscondosforsale.com.

Property Stats

POSTAL CODE 33019

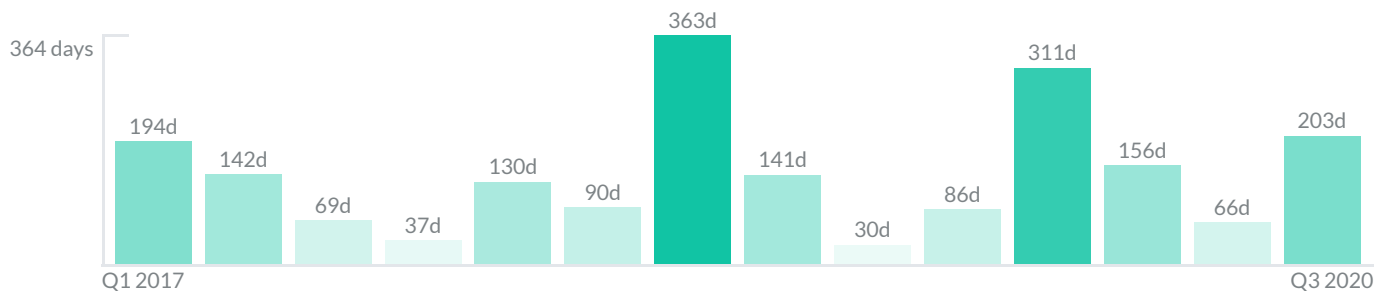
The property stats graph represents the median price evolution since ten years in your postal code area.



Similar Properties

DAYS ON THE MARKET

Everyday 3 months we monitor how many days it takes for similar properties to be sold. This is also a good indicator to know when to buy or sale!



Mortgage Rates

PER YEAR

Understanding mortgage economics is important when you want to buy with a loan. Below is the historical yearly average mortgage rates in the Unites States retrieved from Freddie Mac©

30 YEARS FIXED 4.4%



15 YEARS FIXED 3.9%



5/1-YEAR ADJUSTABLE 3.9%



Schools

CLOSEST

Having good schools nearby is important if you have kids or plan to rent or sell your home. Ratings are retrieved from the leading independent and nonprofit GreatSchools©

ELEMENTARY SCHOOL	MIDDLE SCHOOL	HIGH SCHOOL
Beachside Montessori Village	Hollywood Academy of Arts and Science Middle School	Hallandale High School
10/10	10/10	3/10

Insights

IN OCEAN PALMS







Below the average listing prices of available unit per property type.



Activity

SOLD OR RENTED

Below the latest transactions reported by the local MLS Association for Ocean Palms

 <p>\$1,249,999</p> <p>UNIT 2007</p> <p>4 Baths 3 Beds</p> <p>SOLD AUG 2020</p>	 <p>\$899,000</p> <p>UNIT 802</p> <p>3 Baths 3 Beds</p> <p>SOLD JUL 2020</p>	 <p>\$5,500</p> <p>UNIT 2406</p> <p>4 Baths 3 Beds</p> <p>RENTED JUL 2020</p>
 <p>\$879,000</p> <p>UNIT 1205</p> <p>3 Baths 2 Beds</p> <p>SOLD JUL 2020</p>	 <p>\$2,200,000</p> <p>UNIT 3508</p> <p>4 Baths 3 Beds</p> <p>SOLD JUL 2020</p>	 <p>\$5,000</p> <p>UNIT 2102</p> <p>3 Baths 3 Beds</p> <p>RENTED JUL 2020</p>

Sold

LAST 20 PROPERTIES SOLD IN OCEAN PALMS

Unit	Price	Beds/Baths	\$/Sqft	Sqft	Buying Date	Days on Market
2007	\$1,249,999	3/4	\$475.8	2,627	Aug 2020	142
802	\$899,000	3/3	\$389.5	2,308	Jul 2020	293
1205	\$879,000	2/3	\$415.6	2,115	Jul 2020	255
3508	\$2,200,000	3/4	\$711.7	3,091	Jul 2020	120
B10	\$200,000	0/1	\$1,612.9	124	Apr 2020	66
1406	\$695,500	2/3	\$328.8	2,115	Jan 2020	130
401	\$5,400	3/3	\$2.3	2,308	Jan 2020	181
2703	\$1,599,000	3/4	\$461.3	3,466	Dec 2019	175
401	\$659,000	3/3	\$285.5	2,308	Dec 2019	446
1107	\$999,000	3/3	\$380.3	2,627	Aug 2019	83
2202	\$1,097,000	3/3	\$475.3	2,308	Jul 2019	88
3807	\$1,450,000	3/3	\$552.0	2,627	Apr 2019	40
1902	\$1,099,000	3/3	\$476.2	2,308	Apr 2019	19
502	\$839,000	3/3	\$363.5	2,308	Mar 2019	201
2502	\$1,499,000	3/3	\$649.5	2,308	Mar 2019	143
1702	\$1,285,000	3/3	\$556.8	2,308	Mar 2019	78
2605	\$1,070,000	3/4	\$505.9	2,115	Sep 2018	878
1102	\$1,125,000	3/3	\$487.4	2,308	Aug 2018	119
505	\$880,000	3/3	\$416.1	2,115	Jul 2018	91
2203	\$855,000	2/3	\$493.4	1,733	Jun 2018	92

Rented

LAST 20 PROPERTIES RENTED IN OCEAN PALMS

Unit	Price	Beds/Baths	\$/Sqft	Sqft	Rented Date	Days on Market
2406	\$5,500	3/4	\$2.6	2,115	Jul 2020	62
2102	\$5,000	3/3	\$2.2	2,308	Jul 2020	62
1101	\$4,950	3/3	\$2.1	2,308	Jul 2020	139
PH-07	\$6,500	3/4	\$2.5	2,627	May 2020	167
2501	\$5,000	2/3	\$2.2	2,308	May 2020	94
1506	\$6,000	3/4	\$2.8	2,115	Jan 2020	111
2406	\$5,600	3/4	\$2.6	2,115	Nov 2019	180
506	\$5,350	3/4	\$2.5	2,115	Nov 2019	57
3408	\$9,850	3/5	\$3.2	3,091	Oct 2019	98
1808	\$9,000	3/5	\$2.9	3,091	Sep 2019	48
1506	\$4,800	3/4	\$2.3	2,115	Jan 2019	39
1904	\$4,100	2/3	\$2.4	1,733	Nov 2018	67
1208	\$7,200	4/4	\$2.3	3,091	Nov 2018	468
1208	\$7,200	4/5	\$2.3	3,091	Nov 2018	468
2502	\$6,900	3/3	\$3.0	2,308	Oct 2018	29
2403	\$8,350	3/4	\$2.4	3,466	Oct 2018	152
902	\$5,000	3/3	\$2.2	2,308	Jun 2018	47
PH-07	\$6,400	3/4	\$2.4	2,627	May 2018	115
2901	\$5,600	3/3	\$2.4	2,308	Mar 2018	190
2901	\$5,600	3/3	\$2.4	2,308	Mar 2018	190

Currently Listed

ACTIVE LISTINGS 1/3

Unit	Price	Beds/Baths	\$/Sqft	Sqft	Listing Date	Owner
PH-08	\$6,950,000	5/6	\$1,171.8	5931	Aug 2020	JAMES WEYM...
403	\$3,200/mth	2/3	\$1.8	1733	Aug 2020	MARCO,ANT...
403	\$754,000	2/3	\$435.1	1733	Aug 2020	MARCO,ANT...
405	\$4,600/mth	3/4	\$2.2	2115	Aug 2020	N/A
406	\$999,000	3/4	\$472.3	2115	Jul 2020	KOFSKY,ROB...
508	\$2,495,000	4/5	\$807.2	3091	Jul 2020	DONOWAY,R...
601	\$4,800/mth	3/3	N/A	N/A	Aug 2020	N/A
605	\$1,100,000	2/4	\$520.1	2115	Jul 2020	GROUZDEV,V...
606	\$4,200/mth	3/4	\$2.0	2115	Jul 2020	LOZINSKY,OL...
705	\$890,000	3/4	\$420.8	2115	Jul 2020	N/A
801	\$7,500/mth	3/3	\$3.2	2308	Jul 2020	N/A
807	\$998,000	3/3	\$379.9	2627	May 2019	N/A
902	\$5,500/mth	3/3	\$2.4	2308	Aug 2020	N/A
902	\$999,999	3/3	\$433.3	2308	Jul 2020	N/A
1003	\$830,000	2/3	\$478.9	1733	Aug 2020	USHER,DAVID...
1005	\$1,050,000	3/4	\$496.5	2115	Aug 2020	DONALD COT...
1102	\$6,000/mth	3/3	\$2.6	2308	Aug 2020	MS FLORIDA...
1103	\$799,900	2/2	\$461.6	1733	Jun 2020	LAPIERRE,REJ...
1203	\$795,000	2/2	\$458.7	1733	Jul 2020	KHAIRULLIN,...
1203	\$4,600	2/2	\$2.7	1733	Jul 2020	KHAIRULLIN,...

Currently Listed

ACTIVE LISTINGS 2/3

Unit	Price	Beds/Baths	\$/Sqft	Sqft	Listing Date	Owner
1506	\$5,000/mth	2/3	\$2.4	2115	Jun 2020	N/A
1507	\$1,347,000	3/4	\$512.8	2627	Jul 2020	BOND,NICOLE
1605	\$949,000	3/3	\$448.7	2115	Jun 2020	N/A
1605	\$4,800	3/3	\$2.3	2115	Jun 2020	N/A
1801	\$5,400	3/3	\$2.3	2308	Nov 2019	SARALA SUD...
1801	\$999,000	3/3	\$432.8	2308	Jun 2020	SARALA SUD...
1801	\$6,000	3/3	\$2.6	2308	Aug 2020	SARALA SUD...
1803	\$834,000	2/2	\$481.2	1733	Jul 2020	WOLFMAN,D...
1803	\$5,700	2/2	\$3.3	1733	Dec 2019	WOLFMAN,D...
1804	\$799,000	2/2	\$461.1	1733	Jul 2020	BABITSKY,AL...
1805	\$5,650/mth	2/3	\$2.7	2115	Jul 2020	FISHBEYN,AL...
1904	\$4,000/mth	2/3	\$2.3	1733	Jul 2020	SCHWARBY,R...
1906	\$4,900/mth	3/3	\$2.3	2115	Jul 2020	CADAVID,CLA...
2003	\$5,000/mth	2/3	\$2.9	1733	Jul 2020	KACHKO,YEV...
2004	\$6,000/mth	2/3	\$3.5	1733	Jul 2020	SCHWARBY,K...
2201	\$1,149,000	3/3	\$497.8	2308	Feb 2020	BRAITHWAIT...
2407	\$5,999	3/3	\$2.3	2627	Jul 2020	BOUDKO,POL...
2506	\$5,800	3/3	\$2.7	2115	Dec 2019	OCEAN PALM...
2506	\$1,039,000	3/3	\$491.3	2115	Jun 2020	OCEAN PALM...
2703	\$1,795,000	4/4	\$517.9	3466	Jul 2020	MILLAN,DAGLY

Currently Listed

ACTIVE LISTINGS 3/3

Unit	Price	Beds/Baths	\$/Sqft	Sqft	Listing Date	Owner
2805	\$1,250,000	2/3	\$591.0	2115	Jan 2020	PURCEL,JANE...
2807	\$1,700,000	3/4	\$647.1	2627	Jul 2020	N/A
3107	\$1,800,000	3/4	\$685.2	2627	Jul 2020	GOMEZ,JOSE R